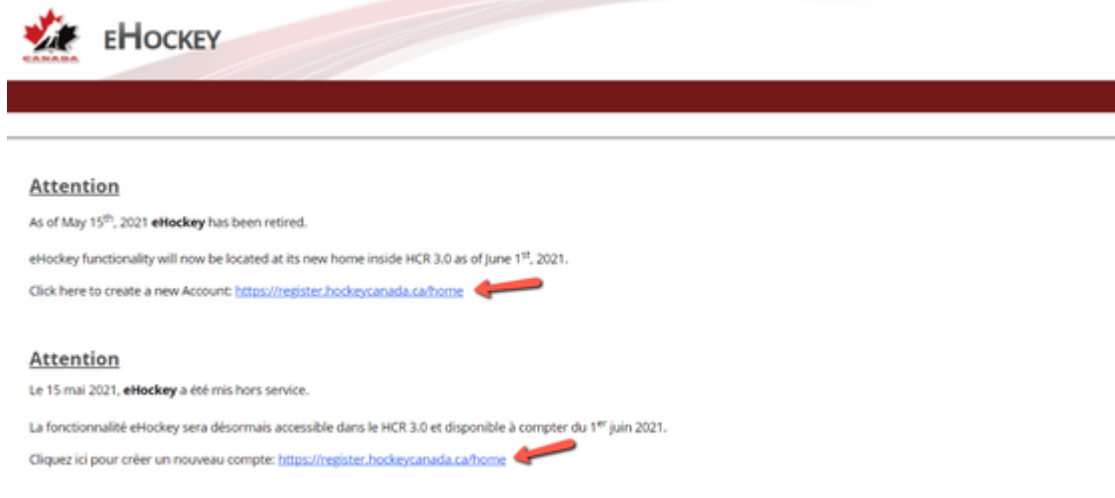
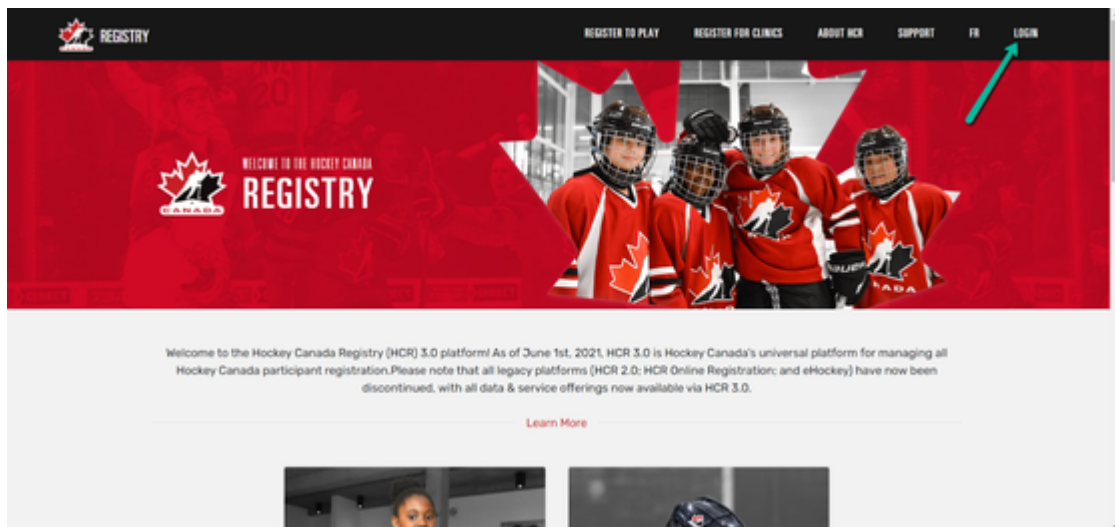


Creating Your Account (Coaches, Officials, Trainers & Parents)

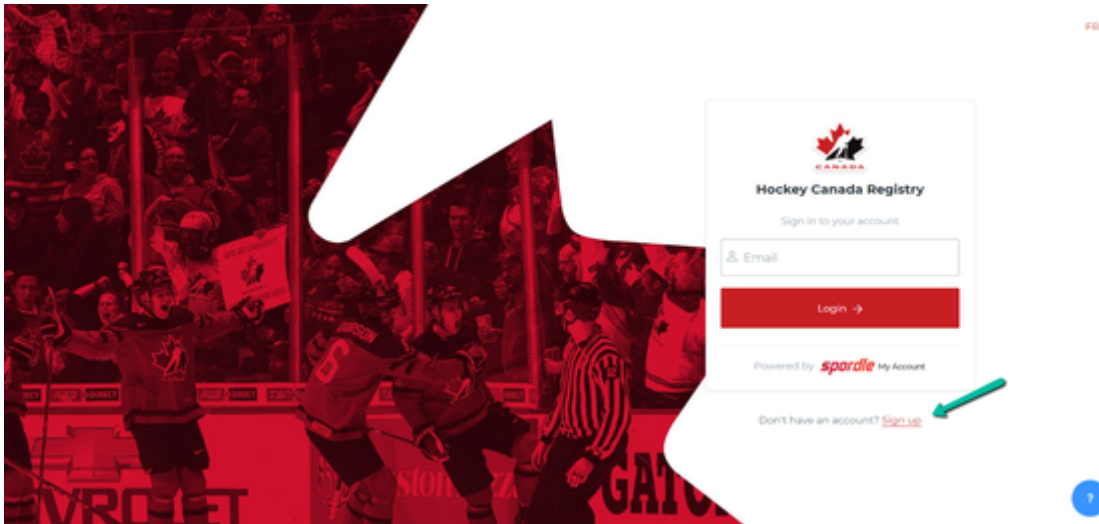
With the launch of the new HCR 3.0, eHockey has been officially retired. The link to the new public page (<https://register.hockeycanada.ca/home>) is on the old eHockey site and can be seen in the next image:



Once you click on the link, you will be brought to the home page and you need to click on login in the top right corner, as indicated by the green arrow.



Since you don't exist in the new HCR, you must sign up as indicated by the green arrow:




Once you click sign up, you will have to enter the email address that you would like to access the HCR 3.0 with.

The platform will verify that the email you entered

doesn't already exist. You can click the blue sign up button to move forward to create your account.

We can now proceed to fill in the remaining information to create your account and press the red sign up button at the bottom when you are complete.

Please visit our guide on "My Account" by clicking [here](#) to become familiar with the different sections. If you would like to link your qualifications as a coach, click [here](#) to see our guide on this subject.





Hockey Canada Registry

Sign up

Email Address
ib@spordle.com

First name

Last name

🔒 Password ⓘ

🔒 Confirm password

English | ▾

Sign up →

Powered by **spordle** My Account